


The world of doors



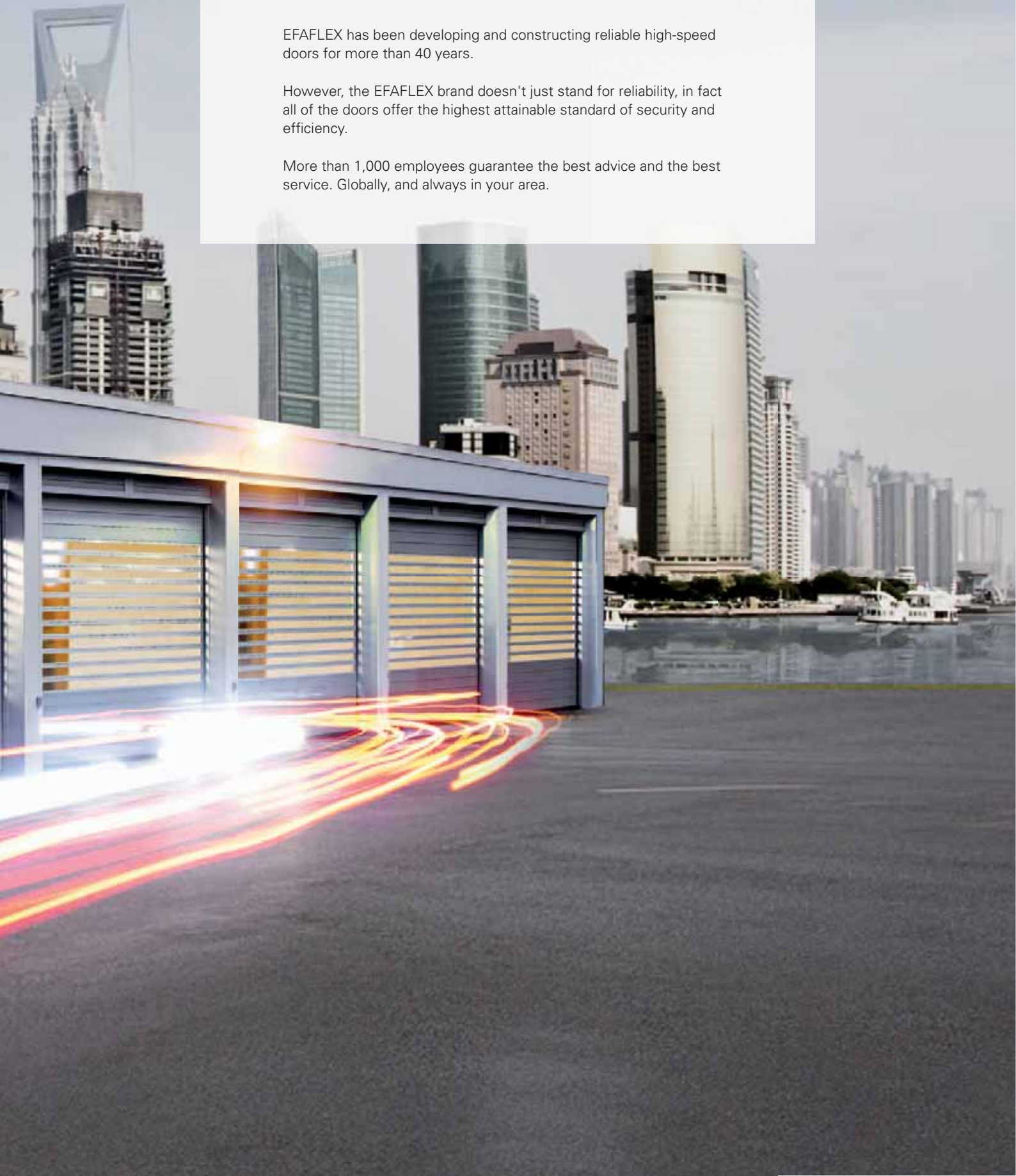


Technical innovation without compromise.

EFAFLEX has been developing and constructing reliable high-speed doors for more than 40 years.

However, the EFAFLEX brand doesn't just stand for reliability, in fact all of the doors offer the highest attainable standard of security and efficiency.

More than 1,000 employees guarantee the best advice and the best service. Globally, and always in your area.

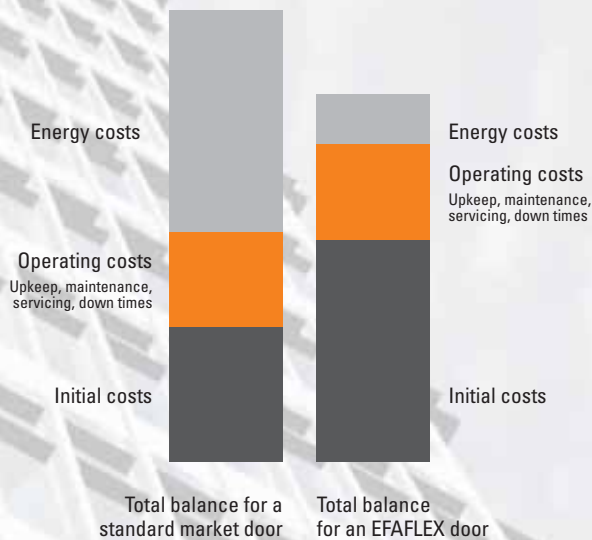




Quicker. Safer. More efficient. Modern doors to satisfy the highest requirements.

Energy saving is automatically included in the EFAFLEX technology. Since the desired temperature – whether warmth or cold – is maintained through the fast opening and closing speeds, the loss stays low. Premium quality pays off – you save

permanently. EFAFLEX door systems are primarily designed for use in high traffic areas. In these areas, they are under heavy strain and function reliably at all times. EFAFLEX, the inventor of spiral door technology, guarantees you a long service life.



With the positive energy and operating cost balance sheets, we help our customers to save valuable resources and to operate more cost-effectively in the long term.

Just one example: In comparison, a customer saved up to 4,600 litres of heating oil per heating period – and thus spared the ecosystem up to 13 tonnes of CO₂ pollution.

Durability through tradition.

In comparison with conventional roll-up doors, high-speed doors from EFAFLEX are an investment which pays off quickly. Since the company was founded in 1974, EFAFLEX has focused on innovative designs for high-speed doors. With the development of the spiral door, EFAFLEX changed and shaped an entire industry with global innovations.

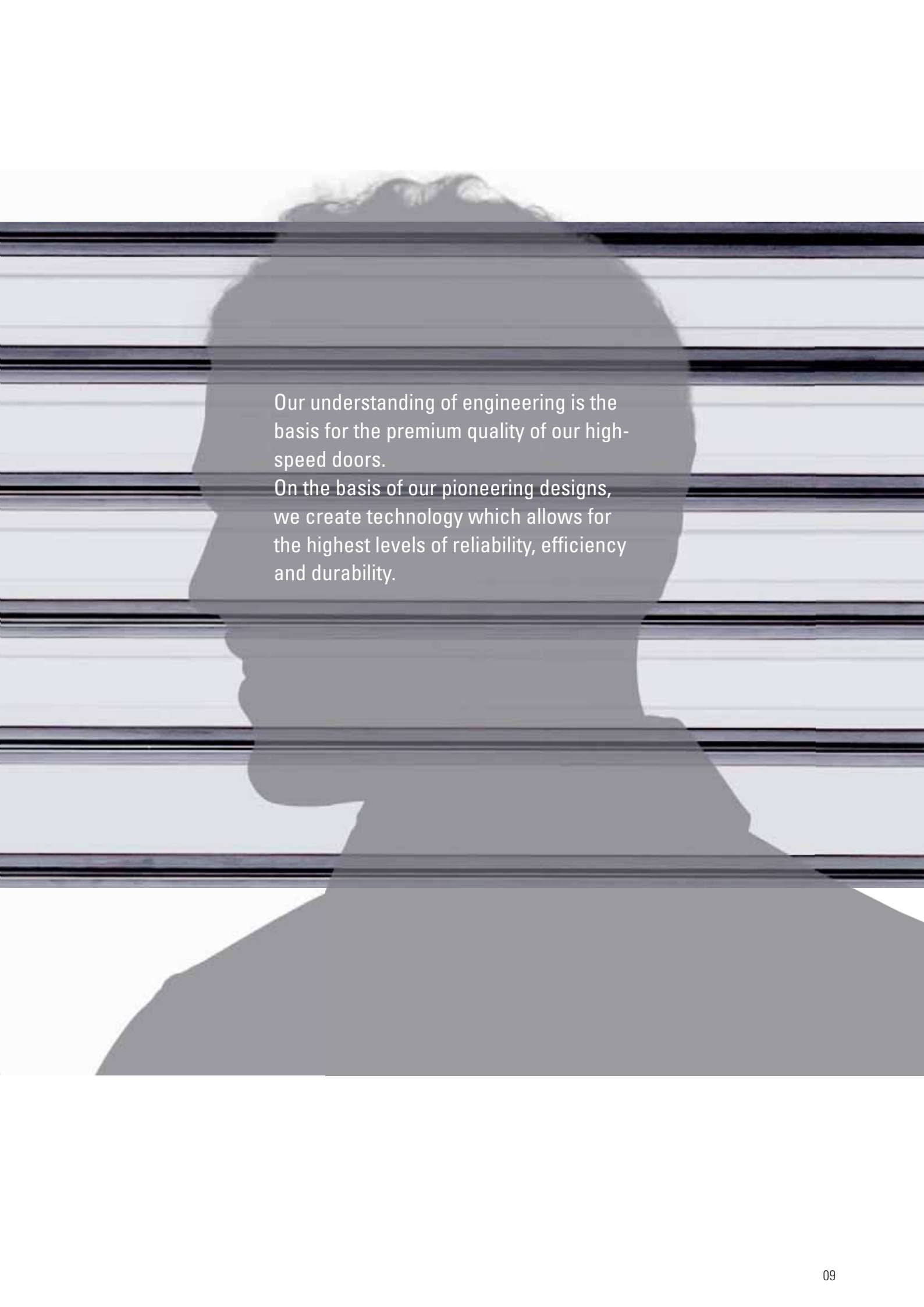
Whether for spiral doors, roll-up doors or folding doors, in cleanrooms or for machine safety – EFAFLEX defines standards in German premium quality. This quality ensures a long service life and consistently low operating costs. A tradition of the highest level of service exists at EFAFLEX: The company, with its headquarters in Bruckberg near Munich, has been a family-owned company since it was founded.

Skilled employees stand behind the technology.
Reliable and dependable.



The spiral technology developed by EFAFLEX, the smooth running door blade and the integrated counterweight guarantee long-lasting and trouble-free use of the doors.

As the first high-speed door manufacturer, EFAFLEX regularly has its doors tested and, since 2008, continually certified by IFT Rosenheim (Institut für Fenstertechnik [Institute for Window Technology]).



Our understanding of engineering is the basis for the premium quality of our high-speed doors.

On the basis of our pioneering designs, we create technology which allows for the highest levels of reliability, efficiency and durability.

EFAFLEX high-speed doors at a glance.

S series

High-speed spiral doors

High-speed spiral doors are the globally unique result of many years of research, taking pleasure in innovation and the creative approach to the latest technology. All the doors in these series are based on the EFAFLEX spiral technology. High-speed doors from EFAFLEX in the S series achieve top speeds of more than 4 m/s. No other door with comparable properties even comes close to clearing the way so quickly.



Page 14

R series

High-speed roll-up doors

With high-speed roll-up doors, we offer economical door systems for indoors. The high-speed doors in the R series from EFAFLEX differentiate themselves from standard roll-up doors with their incredible speed when opening and closing. High-speed roll-up doors are used to eliminate draughts, keep temperature zones constant and dampen noise.



Page 24

F series

High-speed folding doors

The horizontal folding movement of the high-speed folding doors ensures that the full clearance height is immediately reached. High-speed doors in the F series from EFAFLEX are extremely resilient and open at high speeds. They protect against noise and draughts, save energy and impress with their excellent heat and noise insulation properties.



Page 30

CR series

Cleanroom doors

Cleanroom doors are the door system which is ideally suited for cleanroom applications. The EFAFLEX range includes this series of special doors which are uniquely tailored to specific applications in your business.



Page 34

Safety

Periphery & safety

Together we can create the optimal configuration unique to your operating requirements by combining safety systems, controls and technical details especially for your application. The result is a perfectly matched technological unit which corresponds perfectly to your wishes and the actual requirements.



Page 40

Flexibility

High-speed doors for special applications

- Deep freeze doors
- Parking system doors
- Machine safety doors
- SoftTouch roll-up doors
- Explosive atmosphere doors
- Laser safety doors



Page 45



The EFAFLEX spiral door: the unrivalled original.

The perfection of the door blade guidance in the EFAFLEX spiral is still unique. Only this design brings the highest opening speeds, durability and effectiveness together so well.

The lynch pin: The door blade is not wound onto a shaft, but rather is held apart to save space by the spiral-shaped guide. EFAFLEX invented this functional principle and has continuously developed it – with unique advantages for you.

Maximum service life

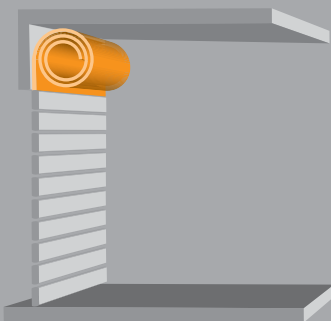
High-speed doors of the S series from EFAFLEX run quietly and almost wear-free. No other mechanical principle even comes close to being able to overcome all challenges as perfectly.

A wide range of models

EFAFLEX offers you high-speed spiral doors in a variety of designs. The circular round spiral is the standard and, at the same time, the solution for the quickest opening and closing times. If there is only a little space above the door then you can still choose between two space-saving variants for many door types in the S series: oval spiral and low header.


All models ensure the highest level of safety for people and vehicles!

Round spiral



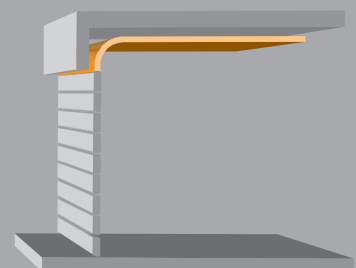
The round spiral is the standard and is the ideal solution if there is enough space above the door.

Oval spiral



Oval, and thus space-saving designs are used in restricted structural conditions.

Low header



The low header model is used in underground parking and car parks, for example.


S series



EFA-SST® high-speed spiral door

The high-speed spiral door is the classic amongst EFAFLEX high-speed doors and is one of our most successful series with a wide variety of configurations available.

Thanks to the optimal functionality and the outstanding physical properties of the door blade, our tried and tested EFA-SST® energy-saving door is the ideal hall closure.



Revolutionary and trendsetting: the EFA-THERM® laths

As the world's first high-speed door manufacturer, we offer thermally separated EFA-THERM® insulation laths as standard for the EFA-SST. As a result, we achieve outstanding thermal insulation of up to $0.66 \text{ W/m}^2\text{K}$ depending on the door size. The door blade is extraordinarily robust, long-lasting, sealing and sound-proof. Depending on the desired requirements for light, we incorporate as many EFA-CLEAR® vision laths made from acrylic glass into the door blade of your EFA-SST® as you want. These are also available in a double-walled, thermally separated design.

The high-speed spiral door with a self-repairing door blade

If a crash should occur, your door is still ready to use immediately. Upon request, you get the high-speed door with the EFA-ACS® Active Crash System which completes self-repairs in just a few seconds. The intelligent safety device ensures the fully automated, electronically monitored alignment of the door blade after a collision. EFA-ACS® eliminates the need for expensive repairs, unnecessary down time and a lot of stress.





We have developed a wide range of basic models accommodating your various requirements for a high-speed door:

EFA-SST® PREMIUM

Designed for long-term industrial use, this model easily copes with circa 250,000 loadings per year. The opening speed is up to 2.5 m/s and specification includes a secure lock and the TÜV [German Technical Inspection Association] tested EFA-TLG® safety system as standard.

EFA-SST® ECO

The capacity of the EFA-SST® ECO is significantly better than average with up to 200,000 operations per year. Robust quality and the usual EFAFLEX reliability combined with opening speeds of approx. 1.5 m/s characterise this variant of the EFA-SST®.



EFA-SST® ESSENTIAL

The EFA-SST® Essential was specifically designed for areas with average traffic levels in which medium opening and closing speeds are sufficient. The focus here is not on the speed, but rather on the high quality and the enormous resilience of the EFAFLEX spiral door.

Light. Speed.



EFA-STT® high-speed turbo door

Quality you can trust.

Owing to its design, the high-speed turbo door is also an extremely resilient door system which, depending on the model, is conceptually designed for up to 200,000 movements per year, with an opening speed of 3 m/s. Thanks to its solid construction, the high-speed turbo door from EFAFLEX is guaranteed to remain fully functional even in strong winds of up to 120 km/h. This is the absolute pinnacle in the industry. As a result, the EFA-STT® is also suitable for use in external applications, thanks to laths made from crystal-clear acrylic glass, the door blade for the EFA-STT® is almost completely transparent. This makes it a globally unique high-speed door: robust, but still almost entirely transparent.

Crystal clear advantages

The unobstructed view through the door brings key advantages at all interfaces in your company which are passed in both directions: High transparency guarantees safety.

The door blade of the EFA-STT® is held apart in a spiral. The vision laths offer an unobstructed view for years thanks to the contact-free spiral winding. As a result, the entire door always impresses with a brilliant appearance even in tough working environments.

The EFA-STT® is available in combination with the clever EFA-ACS® Active Crash System!



The fastest vertically opening door in the world.



EFA-STR® high-speed turbo roll-up door

EFAFLEX has the fastest vertically opening door in the world. Thanks to the spiral technology, the EFA-STR® opens at the incredible maximum speed of 4 m/s. Your logistics gain speed and efficiency with the EFA-STR®. No brakes. No waiting. When every second counts, you are on the inside track with the EFA-STR®! Our fastest model guarantees you smooth operations and optimal traffic flow.

Speed champion and expert in energy-saving

The speed of the EFA-STR® results in another advantage which pays dividends for you. With the EFA-STR® you benefit from massive energy saving, because the quick opening and closing prevents draughts and the loss of heat and cold between interior and exterior areas.

Quick and safe:

EFA-STR® with self-repairing door curtain

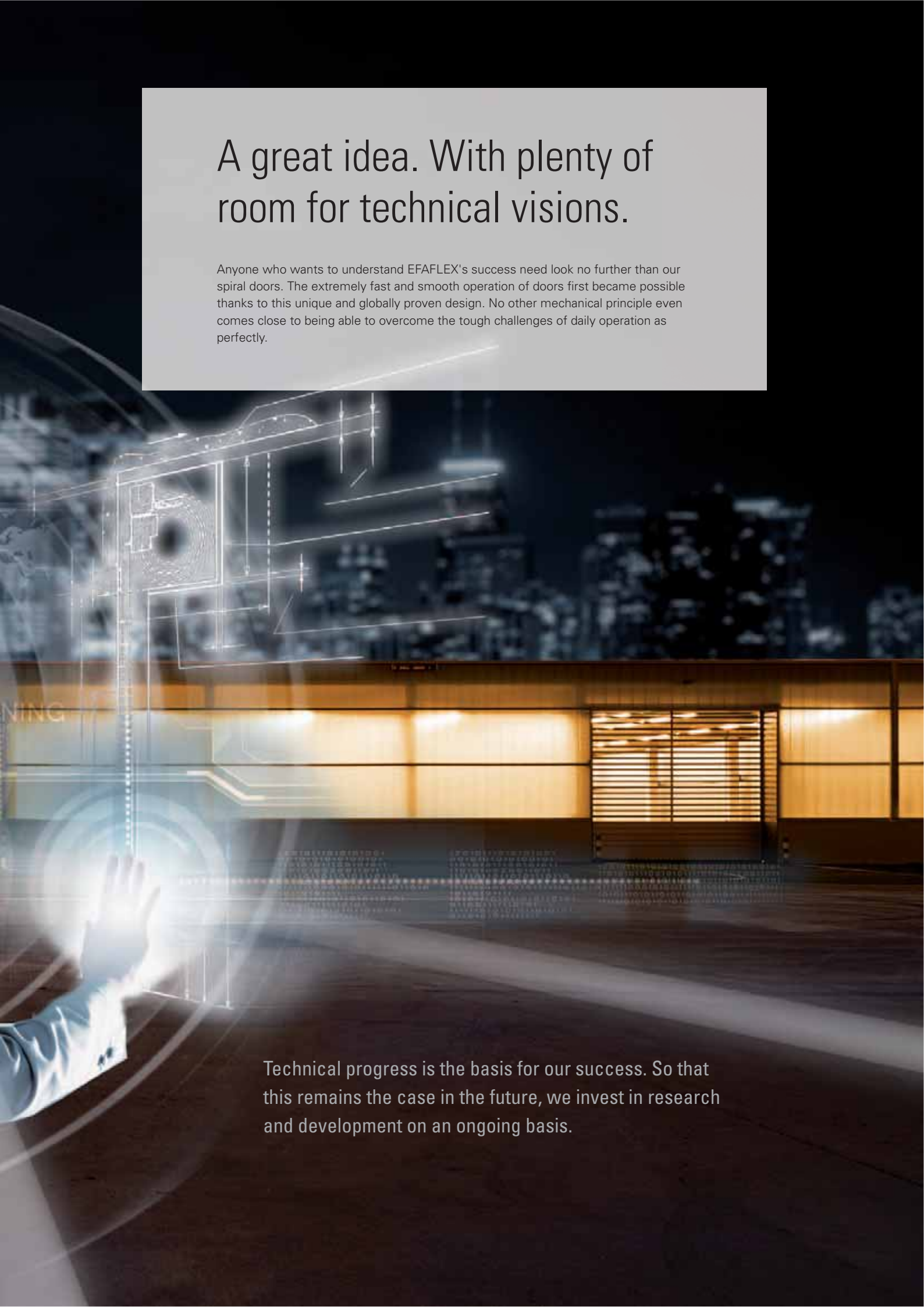
Safety is an important topic, particularly at extremely high speeds. The EFA-ACS® Active Crash System offers you the best protection. In the event of a collision, the lowest door blade segment is released from the EFA-STR® on both sides. The curtain is moved upward at a reduced speed and is thus pushed back into the guides. The high-speed door resumes working perfectly with the closing motion.





A great idea. With plenty of room for technical visions.

Anyone who wants to understand EFAFLEX's success need look no further than our spiral doors. The extremely fast and smooth operation of doors first became possible thanks to this unique and globally proven design. No other mechanical principle even comes close to being able to overcome the tough challenges of daily operation as perfectly.

A hand in a white suit sleeve is shown interacting with a futuristic, glowing digital interface. The interface consists of various lines, grids, and data-like patterns. In the background, a modern building with large glass windows is illuminated from within, set against a dark night sky. The overall scene conveys a sense of advanced technology and innovation.

Technical progress is the basis for our success. So that this remains the case in the future, we invest in research and development on an ongoing basis.

Serie R



EFA-SRT® high-speed roll-up door

All high-speed doors in the R series share a common design feature, occupying less space above the door opening. For roll-up doors, the curtain is wound around itself; a cost-effective solution for elastic door curtains.

EFAFLEX high-speed roll-up doors are produced in largely maintenance-free modular designs and are available in a wide variety of models. We have individual and field-tested solutions for any conceivable requirement profile!



The highly resilient forklift door

The EFA-SRT® is a true all-rounder! It is suitable for use as an interior door or as supplementary step in hall closure. The high-speed roll-up door from EFAFLEX is a cost-effective, high quality solution for any doorway which is often used by forklifts.

In addition, the EFA-SRT® can help to keep temperature zones constant and thus reduce your energy bills. Alongside the standard model, EFAFLEX also offers the EFA-SRT® with a variety of specialisations. Our qualified employees would be happy to advise you of the available options.

A safe option: Roll-up door with EFA-EAS® crash protection

The EFAFLEX engineers have found an intelligent solution for crashes without serious consequences. Upon request, the EFA-SRT® can be fitted with EFA-EAS® crash protection – a guard which helps to largely prevent expensive damage to the door curtain.

In the event of a crash, the lowest door curtain section along with the bottom profile is pushed out of its guides. A sensor alerts the controls and immediately stops the door movement. The door curtain and bottom profile are then simply manually restored. The door is ready for use again in a short time.

With the EAS model, you avoid inefficient down times and your logistics work even more efficiently. EFA-EAS® reduces costs: If nothing is broken than there is nothing to repair, saving you time, money and a great deal of stress.

EFA-SRT® ECO Economy high-speed roll-up door

The EFA-SRT® ECO impresses with an outstanding price-performance ratio.

It is suitable for use in all interior doorway applications which are often frequented by forklift trucks or people. The high-speed door can also be installed in combination with automatic transport systems or on conveyors.

The EFA-SRT® ECO easily copes with 150,000 operating cycles per year. In materials handling situations it guarantees the safe and fast flow of materials.



Thanks to the space saving design, special structural preparations are not required due to the very slim side frames.

As a result, the EFA-SRT® ECO can be used in more situations than any other door. This high-speed roll-up door is also available with the clever EFA-EAS® crash protection facility.



EFA-SRT® EC Easy Clean high-speed roll-up door



EC stands for "Easy Clean" –
easy to clean.

The frame cover can easily be unlocked
and removed for cleaning.
The entire interior operating mechanism
can be reached with a steam cleaner.
Cleaning agents and condensation can
drain unimpeded in channels cleverly
incorporated into the frame.



When doors are used in the
food industry, they have to
meet the highest hygiene
requirements. The German
Federal Association of Food
Inspectors (BVLK) gave its
recommendations for the
EFA-SRT® EC high-speed roll-up
door from EFAFLEX.





High speed. Because it is needed.

The EFAFLEX trademark is a cheetah, the fastest hunter in the world – with the highest success rate.

Simply EFAFLEX means being faster than any other, that's why above all, EFAFLEX high-speed doors can be found where time is money. Because opening and closing at high speed is an enormous economic advantage.

EFAFLEX high-speed doors reduce maintenance times, speed up logistic flows, make processes more efficient and thus reduce your costs.

F series



EFA-SFT® high-speed folding door

Quick, robust, durable and economical – high-speed folding doors from EFAFLEX offer extremely high efficiency with low acquisition and operating costs.

Folding doors from EFAFLEX are a real advantage in terms of aesthetics. We are happy to present the extraordinary number of variations to you in the individual design of your high-speed door, which can be perfectly matched to any façade. High-speed doors from EFAFLEX – a cornerstone of modern industrial architecture.



From the outside it's all façade

In terms of features, the EFA-SFT® offers the widest range of variants for matching perfectly to any façade – the wing division, bar arrangement and bracing can all be varied. The surface of the door blade can be anodised according to your wishes in colours from the anodised aluminium table or powder-coated in the RAL colours.

Counting the inner value

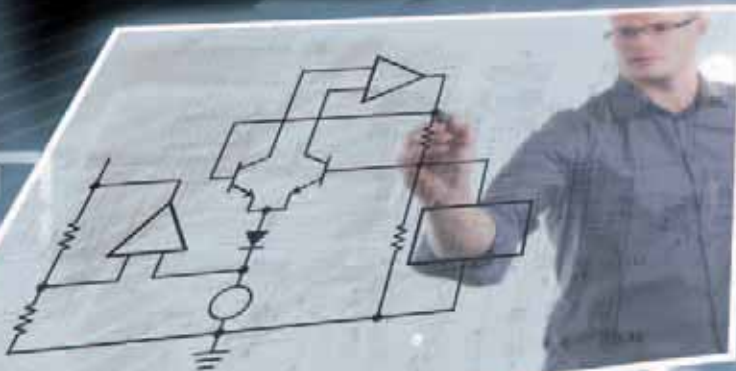
The EFA-SFT® is made from aluminium and steel, a combination which guarantees the highest quality standards. The load-bearing components of the EFA-SFT® are made from galvanised sheet steel. The door blade is made from anodised, corrosion-resistant aluminium and is fitted with a single-walled acrylic panel as standard, letting plenty of daylight into the building. Double-walled thermo-pane glazing guarantees improved heat and sound insulation.



Only an 8 metre wide and 6 metre tall EFA-SFT® achieves high opening speeds of up to 2.0 m/s and thus helps you to effectively save energy.

Always a contact person. Worldwide.

EFAFLEX is represented in more than 50 countries on all five continents. Our customers can be sure that they always have a professional point of contact in their area for questions, desires, customer service or spare parts. As a result, it makes no difference which high-speed door is involved: our experienced and highly motivated team installs, checks and maintains all spiral, roll-up, folding and special doors – worldwide.



As a German company, we are accustomed to high-quality engineering services. This demand is also met by our partners worldwide – down to the smallest detail.



CR series



Special doors for cleanrooms.

Under extreme conditions, outstanding quality pays off even more: with the CR series. Our engineers have developed high-quality, and perfectly adapted special doors for controlled manufacturing areas.

Manufacturing in controlled environments has become a necessity for many companies. An increasing number of the specified standards and norms require reliable special door solutions for cleanroom use, for example in the fields of pharmaceuticals industry, medicine and biotechnology, aerospace, electronics and the automotive industry as well as precision engineering. Selecting the right door is one of the most important components in a cleanroom!



The right door for every case

Choose the appropriate cleanroom door for your profile with our help. The CR series has the Premium and Efficient models as roll-up doors. In addition, we offer spiral doors or vertically opening sliding hatches as cleanroom variants. The high-speed doors in the CR series are also ideally suited for special applications, for example in material locks and on conveyors.

Implementation in perfection

The extremely tight cleanroom doors from EFAFLEX, complying with international norms and guidelines (EN 14644, VDI 2083) for cleanroom use to ISO class 5, are perfectly suited for use in controlled manufacturing areas. A smooth surface structure allows for easy cleaning and prevents particle build-up



Man and machine in harmony.



EFAFLEX is service – even after the sale. EFAFLEX door systems are always highly durable and require extremely low-maintenance. Naturally, even they have to be taken care of and maintained in order to continue to achieve performance and reliability over many years. Along with a clearly structured maintenance plan, our customers get an individual service plan for each door system. In addition to the actual load on the door, this also takes usage and environmentally related influences, among other things, into account. From the factors resulting from this, we define intervals and

expenditure for optimal protection of value and absolute functional safety together. Of course, in the event of an unexpected crash, help is available for Germany immediately over the phone around the clock: EFAFLEX customers are first connected to a highly trained service technician who, after consultation, initiates all further measures – from sending a service team through to sending out original replacement parts. This is made-to-measure after care neither too much nor too little, but exactly as much attention as you require!

All-round carefree, even after purchase 10-year guarantee of spare parts availability

Anyone who wants to play it safe also opts for EFAFLEX service: We offer our customers a variety of maintenance contracts – and even an optional complete all-round carefree package for all doors.

High service availability and customised maintenance

Maintenance intervals tailored to your individual requirements can increase the service life of your door systems whilst reducing downtime and repair costs.

Certified quality

- Maintenance in accordance with DIN EN 12635
 - Expert inspection according to the current norms
 - Testing of all door systems with a record of inspection
 - Spare parts supplied quickly
 - Installation and alteration of door systems and accessories
- Find more information on our homepage

www.efaflex.com

Safety in every detail.



Periphery and safety.

As the pioneer of high-speed door technology EFAFLEX is aware of its responsibilities: High-speed doors from EFAFLEX also guarantee the highest standard in terms of safety.

You determine the ideal activator for your high-speed door requirements.

New: The EFA-TRONIC® control box



Maximised functionality, compact size and modern design describe our new EFA-TRONIC® controller; all presented neatly in a black polycarbonate box. Outstanding reliability, full compatibility and sufficient power reserves are amongst its key features. The new controller is serially equipped with more than 20 inputs along with new security functions, three bus systems and master switch. The EFA-TRONIC® controllers' membrane keypad and information display (vacuum fluorescence display) incorporates function and diagnostic displays as standard. Wiring on the motor side is safely protected in the door frame. The new controller is CE compliant in accordance with DIN/EN and in-line with the VDE/EMV guidelines.

With absolute safety: the EFA-TLG® door light-line grid

We have made it our aim to conduct pioneering work in the field of safety as well, as unique door systems deserve a unique safety system! The TÜV certified EFA-TLG® infra-red door light-line grid is globally unique and completely self-monitoring. It is integrated directly into the side tracks of our doors.



Perimeter safety with the EFA-SCAN® laser scanner

The world's first laser scanner for horizontal use in front of and behind the door is, of course, a patent from EFAFLEX: EFA-SCAN® is an activator and safety system at the same time and completely covers the entire area in front of the door for the first time – more reliably than other technologies thanks to the intelligent direction recognition.

New: Control with the latest micro-electronics

The new EFA-TRONIC® control boxes are equipped with the very latest generation of microprocessors; its "digital heart" capable of processing numerous network data at any one time. The control circuits between motor with brake & gear, frequency converter, safety devices and activators are all simultaneously coordinated. The result is a uniquely smooth method of operation, being fast and safe, with little noise, low wear and reduced service requirements. Even after significant use a long service life is always guaranteed.



Combined technology: radar and infra-red

Radar and infra-red are intelligently combined in the activator – for the most reliable detection system currently available. The radar technology takes on movement detection, the infra-red technology is responsible for presence detection. An unbeatable combination!

Technical details:

S series

EFA-SST®

		PREMIUM				
		L	S	ÜS	XL	ISO-60
Application	Interior door	●	●	●	●	●
	Lock-up doors	●	●	●	●	●
Wind load max. *	According to DIN EN 12424 class	2 – 4	2 – 4	2 – 4	0 – 2	2 – 4
	or in km/h	–	–	–	–	–
Operating forces/safe opening	According to DIN EN 13241-1	fulfilled	fulfilled	fulfilled	fulfilled	fulfilled
Resistance against water ingress	According to DIN EN 13241-1 class	3	3	3	3	3
Air permeability*	According to DIN EN 13241-1 class	3	3	3	3	3
Direct airborne sound insulation R_w *	in dB according to DIN EN 717-1	24	25	26	26	25
U value maximum*	in W/m²K according to DIN EN 13241-1	1.52	0.91	0.66	0.66	0.80
Door size (in mm)	Width W max.	4,500	6,000	8,000	10,000	6,000
	Height H max.	5,000	6,000	8,000	6,600	6,000
Maximum door blade speed*	in m/s	2.5	1.5	1.2	1.0	2.5
Average speed, ca. *	Opening in m/s	2.0	1.2	1.0	0.8	2.0
	Closing in m/s	–	–	–	–	0.75
	Closing in m/s, with EFA-TLG® door light-line grid	1.0	1.0	0.8	0.4	1.0
Door blade guidance	Round Spiral	●	●	●	●	●
	Oval Spiral	●	●	–	–	–
	Low-header	–	–	–	–	–
Steel design	Galvanized sheet steel frame	●	●	●	●	●
	Stainless steel	○	○	–	–	○
	Powder coated in RAL colours	○	○	○	○	○
Door blade	EFA-THERM® laths, double walled, insulated/painted	●	●	●	●	●
	EFA-THERM® laths with double-walled transparent laths	–	–	○	○	–
	EFA-ISO-CLEAR double walled, thermally separated/anodized	○	○	–	–	○
	EFA-CLEAR® single-walled/anodized	○	○	–	–	–
	Ventilation laths	○	○	–	–	–
	Colour according to RAL (without window panel)	○	○	○	○	○
	Door blade modules made of anodized aluminium E6/EV1	–	–	–	–	–
	Vision panel single-walled/double-walled	–	–	–	–	–
	Non transparent infill single-walled/double-walled	–	–	–	–	–
	Door curtain made of flexible PVC, transparent with warning stripes in different colours	–	–	–	–	–
	Flexible fabric in different colours with/without window	–	–	–	–	–
Fire class	Building Material class DIN 4102	B2	B2	B2	B2	B2
Weight balancing by		Spring	Spring	Spring	Spring	Spring
Designed for approx ... Load cycles per year		250,000	250,000	250,000	150,000	250,000
Collision protection	Active Crash System EFA-ACS®/EFA-EAS®	–/–	–/–	–/–	–/–	–/–
Drive	Electric motor with frequency converter	●	●	●	●	●
	Pneumatic with electric controller	–	–	–	–	–
Control	EFA-TRONIC®	●	●	–	–	●
	Frequency converter	●	●	●	●	●
	MCP2 with BUS technology	○	○	●	●	○
	Main switch and foil keypad	●	●	●	●	●
Lead	Electricity connection 230 V/50 Hz	●	●	–	–	●
	Electricity connection 400 V/50 Hz	–	–	●	●	–
	Circuit breaker	16 A (K)	16 A (K)	16 A (K)	16 A (K)	16 A (K)
	Compressed air supply (1/2")	–	–	–	–	–
Manual locking		●	●	●	●	○
Emergency opening	Automatic after manual activation	●	●	●	●	●
	Manual activation	–	–	–	–	–
Safety Devices	EFA-TLG® door light-line grid in door closing line	●	●	●	●	●
	Contact edge	○	○	○	○	○
	Light barrier	○	○	○	○	○
	Approach area monitoring	○	○	○	○	○
	Light grid, external	–	–	–	–	–
Safety system including activator	EFA-SCAN® frame/bollard	○/○	○/○	○/○	○/○	○/○
Activators	Connection of all common activators possible	●	●	●	●	●

● Standard, ○ upon request, – Not available, *Depending on door blade, door blade guidance and door size, we reserve the right to make technical alterations!

ACS-DS	ECO		ESSENTIAL	EFA-STT®					EFA-STR®			
	L	S		L	S	ÜS	N	ACS-DS	L	S	N	ACS-DS
● ●	● ●	● ●	● ●	● ●	● ●	● ●	● ●	● ●	● ○	● ○	● ○	● ○
0 –	2 – 4 –	2 – 4 –	2 – 4 –	3 – 4 –	2 – 4 –	2 – 4 –	3 – 4 –	0 –	2 – 3 –	2 – 3 –	2 – 3 –	0 –
fulfilled	fulfilled	fulfilled	fulfilled	fulfilled	fulfilled	fulfilled	fulfilled	fulfilled	fulfilled	fulfilled	fulfilled	fulfilled
0 0	3 3	3 3	2 0	0 2	0 2	0 2	0 0	0 0	0 1	0 1	0 0	0 0
22 –	24 1.52	25 0.91	20 1.67	20 6.50	20 6.37	20 6.28	20 6.50	18 –	12 6.10	12 5.95	12 6.01	11 –
4,000 5,000	4,500 5,000	6,000 6,000	4,500 5,000	4,000 5,000	6,000 6,000	8,000 7,800	4,000 5,000	4,000 5,000	4,000 5,000	7,000 6,000	7,000 5,000	4,000 5,000
2.5	1.5	1.2	0.5	3.0	2.8	2.2	1.8	2.5	4.0	3.2	2.5	4.0
2.0 – 1.0	1.0 0.6 –	0.9 0.6 –	0.5 0.5 –	2.5 0.75 1.0	2.2 0.6 1.0	1.8 0.6 1.0	1.5 0.75 1.0	2.0 – 1.0	3.6 0.75 1.0	2.8 0.75 1.0	2.2 0.75 1.0	3.6 – 1.0
● – –	● ● ●	● ● ●	● – –	● – –	● – –	● – –	– – ●	● – –	● – –	● – –	– – ●	● – –
● ○ ○	● ○ ○	● ○ ○	● – ○	● ○ ○	● ○ ○	● – ○	● ○ ○	● ○ ○	● ○ ○	● ○ ○	● ○ ○	● ○ ○
● – ○ ○ ○ ○ – – – – –	● – ○ ○ ○ ○ – – – – –	● – ○ ○ ○ ○ – – – – –	● – ○ ○ ○ ○ – – – – –	– – – ● ○ ○ – ●/– ○/– – –	– – – ● ○ ○ – ●/– ○/– – –	– – – ● ○ ○ – ●/– ○/– – –	– – – ● ○ ○ – ●/– ○/– – –	– – – ● ○ ○ – ●/– ○/– – –	– – – – – – – – – ○/●	– – – – – – – – – ○/●	– – – – – – – – – ○/●	– – – – – – – – – ○/●
B2	B2	B2	B2	B2	B2	B2	B2	B2	B2	B2	B2	B2
Spring	Spring	Spring	Spring	Spring	Spring	Spring	Spring	Spring	Spring	Spring	Spring	Spring
150,000	200,000	200,000	100,000	200,000	200,000	200,000	120,000	150,000	200,000	200,000	120,000	150,000
●/– ● –	–/– ● –	–/– ● –	– ● –	–/– ● –	–/– ● –	–/– ● –	–/– ● –	●/– ● –	–/– ● –	–/– ● –	–/– ● –	●/– ● –
● ● ○ ●	● ● ○ ●	● ● ○ ●	– ● ○ ○	● ● ○ ●	● ● ○ ●	– ● ● ●	● ● ○ ●	● ● ○ ●	● ● ○ ●	● ● ○ ●	● ● ○ ●	● ● ○ ●
● – 16 A(K) – –	● – 16 A(K) – ○	● – 16 A(K) – ○	● – 16 A(K) – ○	● – 16 A(K) – ○	● – 16 A(K) – ○	– ● 16 A(K) – ○	● – 16 A(K) – ○	● – 16 A(K) – –	● – 16 A(K) – –	● – 16 A(K) – –	● – 16 A(K) – –	● – 16 A(K) – –
● –	● –	● –	● –	● –	● –	● –	● –	● –	● –	● –	● –	● –
● – – ○ –	○ ● ○ ○ –	○ ● ○ ○ –	– ● ○ ○ –	○ ● ○ ○ –	○ ● ○ ○ –	● – ○ ○ –	○ ● ○ ○ –	● – ○ ○ –	○ ● ○ ○ –	○ ● ○ ○ –	○ ● ○ ○ –	● – – ○ –
○/○ ●	○/○ ●	○/○ ●	– ●	○/○ ●	○/○ ●	○/○ ●	○/○ ●	○/○ ●	○/○ ●	○/○ ●	○/○ ●	○/○ ●

R series						F series			CR series			
EFA-SRT®						EFA-SFT®			EFA-SRT® CR	EFA-SRT® CR	EFA-STT® CR	EFA-HVS® CR
PREMIUM		ECO		ST	EC	L	S	ÜS	PREMIUM	EFFICIENT		
L	S	L	S									
● ○	● ○	● –	● –	● –	● –	○ ●	○ ●	○ ●	● –	● –	● ●	● –
0–3 –	– 38	– 18	2 18	– 18	– 18	4 –	3 –	2 –	– –	– –	– –	– –
fulfilled	fulfilled	fulfilled	fulfilled	fulfilled	fulfilled	fulfilled	fulfilled	fulfilled	fulfilled	fulfilled	fulfilled	fulfilled
0	0	0	0	0	0	0	0	0	–	–	–	–
0	0	0	1	0	0	0	0	0	–	–	–	–
12	12	12	11	12	12	21	21	21	–	–	–	–
–	–	–	–	–	–	4,88	4,66	4,11	–	–	–	–
4,500 5,000	6,000 6,000	4,000 4,000	6,000 7,000	4,500 5,000	3,500 3,750	3,750 3,750	5,250 7,000	8,000 6,000	2,500 3,000	3,000 3,500	4,000 5,000	1,300 1,500
2.6	2.0	2.0	2.0	2.6	2.0	2.5	2.0	1.5	1.5	1.0	3.0	1.0
2.0 0.75 1.0	1.5 0.75 –	1.5 0.75 1.0	1.5 0.6 1.0	2.0 1.0 –	1.5 0.75 –	2.0 1.0 –	1.8 1.0 –	1.0 0.6 –	1.0 0.5 –	0.8 0.5 –	2.5 0.75 –	1.0 0.75 –
– – –	– – –	– – –	– – –	– – –	– – –	– – –	– – –	– – –	– – –	– – –	● – –	– – –
● ○ ○	● – ○	● ○ ○	● ○ ○	● ○ ○	– ● –	● – ○	● – ○	– – ●	– ● –	– ○ ●	● ○ ○	– ● –
– – – – – – – – – ● o/o	– – – – – – – – – ● o/o	– – – – – – – – – ● o/o	– – – – – – – – – – o/●	– – – – – – – – – ○ o/●	– – – – – – – – – ● o/o	– – – – – – ● o/o	– – – – – – ● o/o	– – – – – – ● o/o	– – – – – ○ – – o	– – – – – ● – – o	– – – – – – ○ – – –	– – – – – – – – – – – –
B2	B2	B2	B2	B2	B2	B2	B2	B2	B2	B2	B2	B2
Spring	Spring	Weight	Weight	Spring	Weight	–	–	–	Spring	–	Spring	Weight
150,000	150,000	150,000	150,000	150,000	150,000	200,000	200,000	200,000	150,000	100,000	200,000	150,000
–/o	–/o	–/o	–/–	–/●	–/–	–/–	–/–	–/–				
● –	● –	● –	● –	● –	● –	○ ●	○ ●	– ●	● –	● –	● –	● –
● ● ○ ●	● ● ○ ●	● ● ○ ●	● ● ○ ●	● ● ○ ●	– ● ● ●	○ ○ ● ●	○ ○ ● ●	– – ● ●	● integriert ● – ●	● ● – ●	● ● ○ ●	● ● – ●
● – 16 A(K) – –	● – 16 A(K) – –	● – 16 A(K) – –	● – 16 A(K) – –	● – 16 A(K) – –	● – 16 A(K) – –	● – 16 A(K) 6 bar	● – 16 A(K) 6 bar	● – 16 A(K) 6 bar	● – 16 A(K)	● – 16 A(K)	● – 16 A(K)	● – 16 A(K)
– ● –	– ● –	– ● –	– ● –	– ● –	– ● –	○ ●	○ ●	○ ●	– –	– –	○ –	– ○
○ ● ○ ○ ○	– ● ○ ○ ○	○ ● ○ ○ ○	○ ● ○ ○ ○	– – ○ ○ ○	– ● ○ ○ ○	– ● ○ ○ ○	– ● ○ ○ ○	– ● ○ ○ ○	– ● ○ ○ ○	– ● ○ ○ ○	○ ● ○ ○ ○	– ● ○ ○ –
–/o	–/o	–/o	–/o	–/o	–/o	–/o	–/o	–/o	–/o	–/o	–/o	–/o
●	●	●	●	●	●	●	●	●	●	●	●	●

High-speed doors for special applications.

TK series

Deep-freeze doors

The first real single door, especially developed for deep freeze areas which simultaneously achieves the quickest opening and closing speeds and the best insulation values in spiral doors.



PS series

Parking system doors

A space-saving door, especially developed for parking and garage systems. The unique construction can be used even in confined spaces.



MS series

Machine safety doors

A compact design combined with homogeneous construction. The excellent smoothness and the high speed characterise this dependable door.



SoftTouch roll-up doors

Innovative technology with crash and push detection in a complete system. In the event of a collision, the disconnected snap connections are rejoined.



Explosive atmosphere doors

High-speed doors intended for use in areas which are to be sited in atmospheres identified with risk of explosion hazards in accordance with ATEX 95, guideline 94/9/EG.



Laser safety doors

A laser-resistant high-speed door guaranteeing the safety of laser installations.





AUB Limited
Unit A, 12/F, Hung Mou Industrial Building,
62 Hung To Road, Kwun Tong,
Kowloon, Hong Kong
Tel : +852 2375 6110
Fax : +852 2406 2602
enquiry@aub.com.hk
www.aub.com.hk



Technological advancement. Pioneering design.

For more than 40 years, EFAFLEX has developed and designed reliable and highly-efficient high-speed doors. With innovative technology and pioneering solutions for special requests, EFAFLEX continually provides the market with new stimuli. This leadership role through superior technology, the best quality and a maximum degree of security is part of EFAFLEX's identity. More than 1,000 employees guarantee competent consultation and excellent service. Worldwide and always near you.