

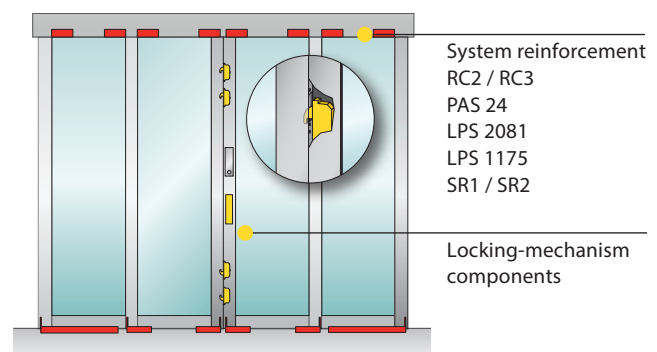
BURGLAR-RESISTANT AUTOMATIC SLIDING DOOR SL35 - RC2 / RC3


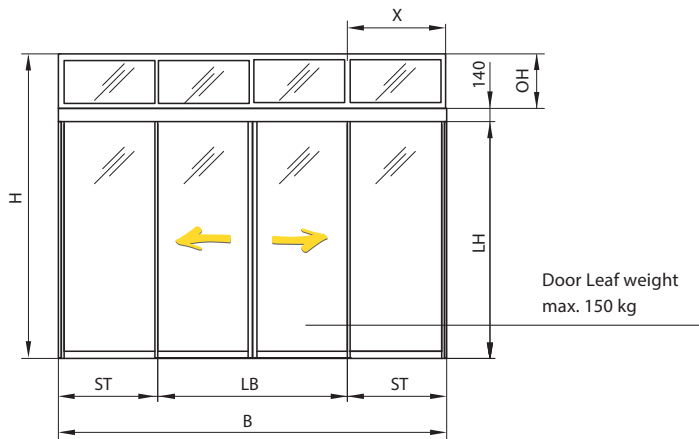


Gilgen's SL-Series PSXP RC2/RC3 profile systems offer optimum resistance to break-in attempts. They are certified according to European standards and in addition tested successfully by BRE (British testinstitute). Certification according to British standards pending.

- Single-leaf and bi-parting sliding doors
- With side panel(s), glazed overhead panel and / or protective leaf/leaves
- Fulfills European break-in prevention standards: EN 1627 - EN 1630
- Successfully tested according to British standards. Certification according to PAS24, LPS2081 and LPS1175, pending.
- TÜV-tested for conformity with corresponding specifications and standards for safety in use (e.g. EN 16005)
- Emergency-exit function (redundant configuration)
- FLUVERI multi-point locking mechanism (concealed by integration into door leaf), automatic / manual
- Flush bottom guide rail / drainage optional
- Can be attached to the door lintel or wall
- Self-supporting, with jamb reinforcement
- Vertical interlocking of door leaf


Multi-point locking (FLUVERI RC)
components and system reinforcement





Configuration	RC2	RC3	PAS 24	LPS 2081 + 1175
Bi-parting system with side panel and glazed overhead panel				
Clear width (LB)	800-3000	800-3000	800-3000	800-3000
Clear height (LH)	2000-3300	2000-2640	2000-2640	2000-2640
Side panel width (ST)	438-1850	438-1850	438-1850	438-1850
Overhead panel height (OH)	300-560	300-560	300-560	300-560
Installation width (B)	1730-6130	1730-6130	1730-6130	1730-6130
Installation height (H)	2440-4000	2440-3340	2440-3340	2440-3340
Bi-parting system with side panel				
Clear width (LB)	800-3000	800-3000	800-3000	800-3000
Clear height (LH)	2000-3300	2000-2640	2000-2640	2000-2640
Side panel width (ST)	438-1850	438-1850	438-1850	438-1850
Installation width (B)	1730-6130	1730-6130	1730-6130	1730-6130
Installation height (H)	2140-3440	2140-2780	2140-2780	2140-2780
Bi-parting system without side panel				
Clear width (LB)	800-3000	800-3000	800-3000	800-3000
Clear height (LH)	2000-3300	2000-2640	2000-2640	2000-2640
Installation height (H)	2140-3440	2140-2780	2140-2780	2140-2780
Single door leaf without side panel, with left or right hand opening				
Clear width (LB)	700-1650	700-1650	700-1650	700-1650
Clear height (LH)	2000-3300	2000-2640	2000-2640	2000-2640
Installation height (LH)	2140-3440	2140-2780	2140-2780	2140-2780

Tested for conformity with product standard EN 16361



Heat-transfer coefficient *
 PSXP:
 U_d-value with double-glazed insulation:
 approx. 2 to 2.5 W/(m²K)



Watertightness *
 PSXP:
 5 A



Air permeability *
 PSXP:
 PPD 1



Wind resistance *
 PSXP
 • PPD 600 B
 • PPD 400 C

*Depending on the size of the system and its configuration variant:

Values for a bi-parting system of clear width 1600 mm and clear height 2200 mm, with side door panel and drained bottom guide rail

www.gilgendoorsystems.com



AUB Limited
 Unit A, 12/F, Hung Mou Industrial Building,
 62 Hung To Road, Kwun Tong,
 Kowloon, Hong Kong

Tel : +852 2375 6110
 Fax : +852 2406 2602

Email : enquiry@aub.com.hk
www.aub.com.hk