



LZR®-FLATSCAN REV PZ

Safety sensor for revolving doors



APPLICATIONS



TECHNOLOGY

Laser

CONFORMITY



DESCRIPTION

The **LZR®-FLATSCAN REV PZ** is the first laser safety sensor specifically designed for automatic revolving door needs. It uses time-of-flight technology and it generates 400 measurement points to provide a complete protection for users while ensuring the effective functioning of the door.

VIDEO




Discover the product video on our youtube channel **BEA Sensors Europe**
<https://bit.ly/33a8g5i>




Independent of floor and environment

Laser technology guarantees stable functioning whatever the type of flooring (slatted floors, wire mesh, absorbent carpet, reflective flooring, slippery surface, etc.) and weather conditions.



Fast, intuitive installation

The size of the detection field is defined by two simple hand movements. The height and the width of the area are automatically calculated.



Visual aids

Two visible beams can be activated during the installation process to adjust the position of the detection field.



Two areas


When needed, two areas can be assigned to separate outputs to provide different functions (ex. slow down and stop).

APPLICATIONS

The **LZR®-FLATSCAN REV PZ** secures the front leading edge of the door. Depending on the door version, it can also be used to secure the leading edge of the door wing.



Pinch zone safety



Safety of the leading edge of the door wing



Ceiling or surface mounting

INSTALLATIONS

- Two visible spots help adjusting the position of the detection field.
- Angle of the detection field is adjustable: 0-5 degree.
- Additional parameters can be adjusted by remote control.

VERSIONS



LZR®-FLATSCAN REV PZ Recessed

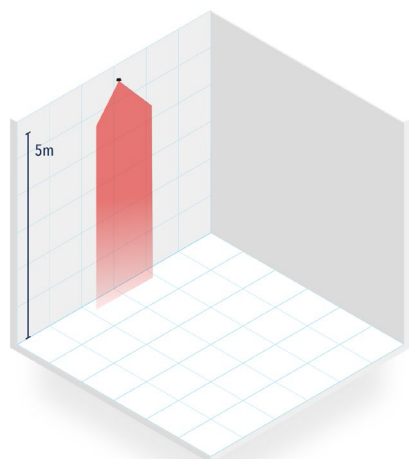
Recessed mount version



LZR®-FLATSCAN REV PZ Surface

Surface mount version

TECHNICAL SPECIFICATIONS



Technology	LASER scanner, time-of-flight measurement
Emission characteristics	
IR LASER (CLASS 1)	wavelength 905 nm ; output power 0.10mW; Class 1
Visible Laser (CLASS 2)	wavelength 635 nm ; output power 0.95mW; Class 2
Opening Angle	90°
Angular resolution	0.23° (400 spots within 90°)
Max. detection range	4m (height) with reflectivity of 5% 5m (height) with reflectivity of 8%
Supply voltage	12-24V DC ± 15%
Response time	Max. 90 ms
Output	1 optocoupler (galvanic isolation - polarity free) Max. switching voltage: 42V AC/ 60V DC Max. switching current: 100 mA 1 Relay (free of potential change-over contact) Max. contact voltage: 60V AC / 125V DC Max. contact current: 1.0A (resistive) Max. switching power: 30W (DC) / 60VA (AC)
Dimensions	178 mm (L) × 85 mm (H) × 53 mm (D)
Tilt angles	0° to +5°
Protection degree	IP54 (EN 60529)
Temperature range	-30°C to +60°C if powered
Humidity	-95% non-condensing
Vibrations	< 2 G
Conformity	EN 12978; EN ISO 13849-1 PI "d"/ CAT2; IEC 60825-1; EN 60950-1; EN 61000-6-2; EN 61000-6-3; EN 62061 SIL 2; DIN 18650-1 Chapter 5.7.4 (testbody CA < 4m height & testbody CB < 3.5m height); EN16005 Chapter 4.6.8 (testbody CA < 4m height)

DISCLAIMER Information is supplied upon the condition that the persons receiving it will make their own determination as to its suitability for their purposes prior to use. In no event will BEA be responsible for damages of any nature whatsoever resulting from the use of or reliance upon information from this document or the products to which the information refers./BEA has the right without liability to change descriptions and specifications at any time.

WWW.BEASENSORS.COM



Unit A, 12/F, Hung Mou Industrial Building, 62 Hung To Road, Kwun Tong, Kowloon, Hong Kong
(T) +852 2375 6110 (F) +852 2406 2602 (E) enquiry@aub.com.hk www.aub.com.hk